

E AC PUMPS 300

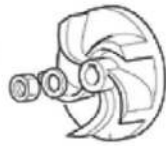


FEATURES

IN/OUT 2"



Open impeller



Technical Specifications

Model	E 300	E 300	الموديل
Code	F00321000	F00321000	الكود
Flow-Rate	550 l/m	٥٥٠ لتر / دقيقة	معدل التصريف
AC Volt / Hz	230 V - 50 Hz	٢٣٠ فولت - ٥٠ هرتز	تيار التشغيل
Inlet / Outlet	2"	٢ بوصة	قطر الدخول والخروج
Power Watt	1500 W	١٥٠٠ وات	القدرة
RPM	2580 rpm	٢٥٨٠ لفة / دقيقة	عدد اللفات
Weight	28 kg	٢٨ كجم	الوزن
Dimension	220 x 420 x 220 mm	٢٢٠ × ٤٢٠ × ٢٢٠ مم	الأبعاد



DISPENSERS



PUMPS



METERS



NOZZLE



FILTRATION

FLUID
MONITORING

E300

هذا الكتالوج خاص بالشركة المصدرة وليست جميع
الأكواد المذكورة فيه صالحة للسوق المصري

FEATURES

- HIGH-FLOW PUMP
- STURDY STRUCTURE
- HEAVY DUTY APPLICATION
- IP44

The PIUSI E300 is an electric pump with open impeller suitable for all applications in which high-flows are required. Thus, it is the ideal equipment for topping up and transferring diesel from drums. It comes with an incorporated check valve in the suction port to prevent the siphon effect while ensuring automatic re-priming.

PERFORMANCE

UP TO

550 L/MIN

FLOW-RATE

AC



CONTINUOUS DUTY

POWER

1,8 BAR

MAX OPERATING

PRESSURE

**E300**

PACKAGING

CODE	WEIGHT		PACKAGING		
	KG	LBS	MM	INCH	PCS/BOX
E 300					
FO0321000	28	61.7	220X420X330	8.7X16.5X13	1



HOSE REELS



ACCESSORIES



MERCHANDISE



AIR



ANTIFREEZE



AdBlue®



BIODIESEL



DIESEL



FOOD



GASOLINE



GREASE



KEROSENE



OIL

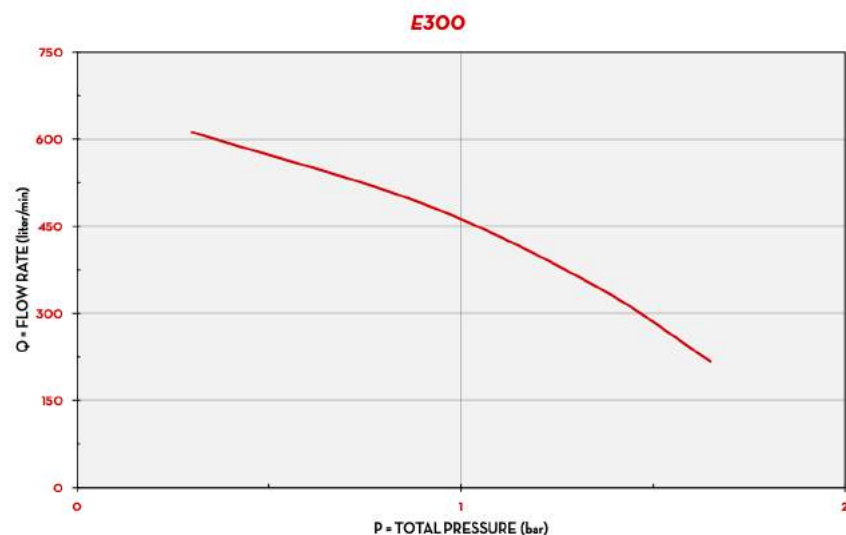


WATER



WINDSCREEN

CHART



TYPE OF FLUID DIESEL

TEMPERATURE 10 °C

IN THE BOX

- E300 PUMP
- INSTRUCTION MANUAL

DETAILS



OPEN IMPELLER

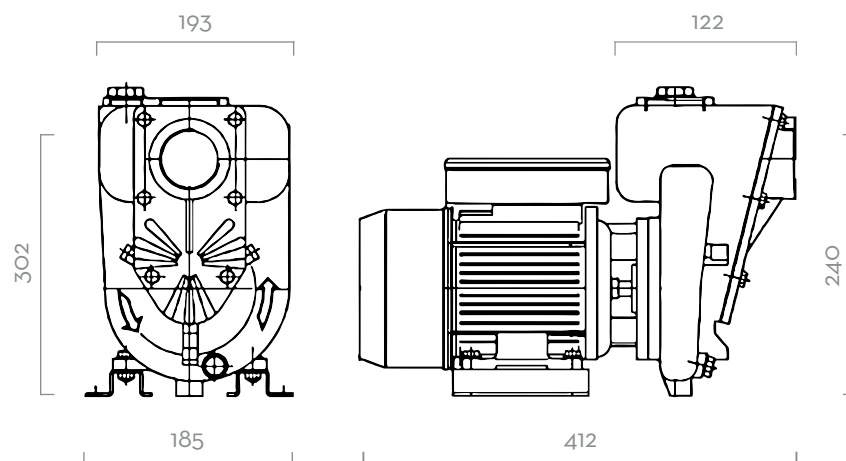


2" IN/OUT CONNECTIONS



STEADY SUPPORT

DIMENSIONS



Dimensions expressed in millimeters

MATERIALS

- BODY: CAST IRON
- ROTOR: SINTERED STEEL
- VANES: ACETAL RESIN
- SEAL: VITON
- SHAFT: STEEL

TECHNICAL DATA

TECHNICAL DATA										
CODE	DESCRIPTION	FLUIDS TYPE	FLOW-RATE		VOLTAGE			RPM	INLET/OUTLET	
			L/MIN	GPM	AC VOLT/HZ	POWER WATT	AMP. MAX.		BSP	
E 300										
FO0321000	E 300	D	550	132	230/50	1500	9,2	2580	2"	

E300